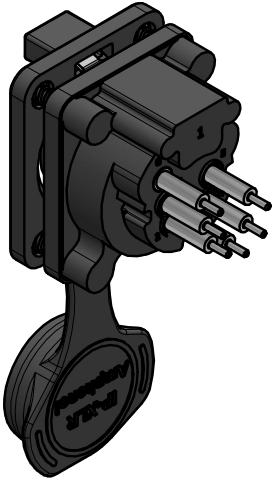
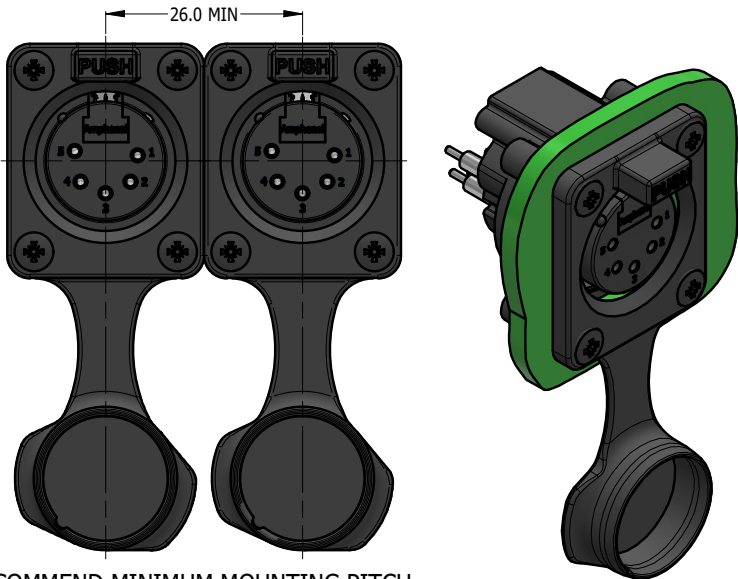
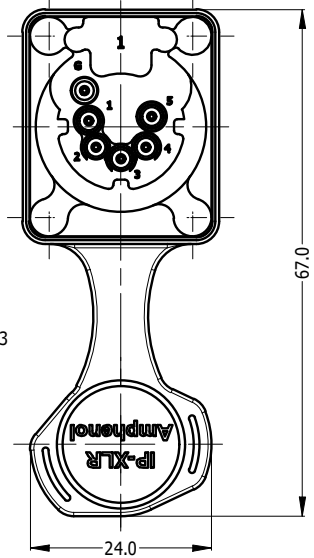
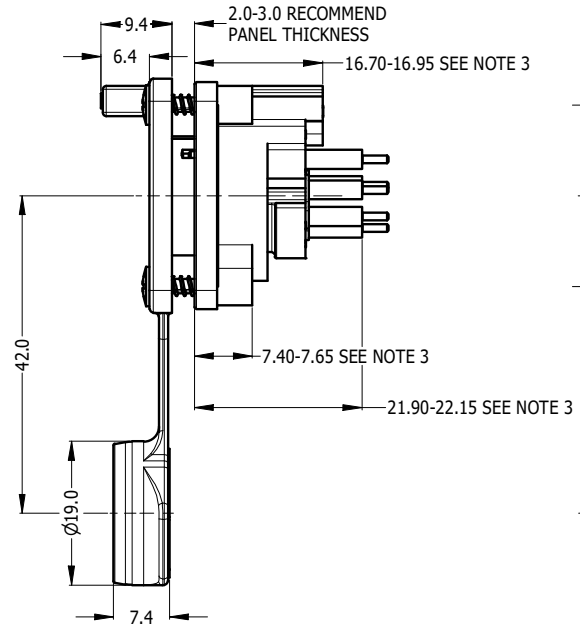
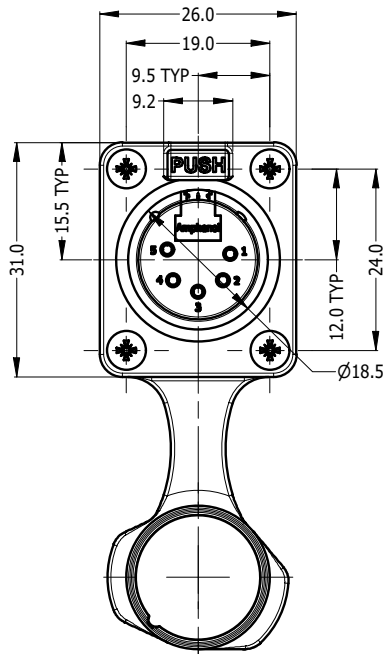


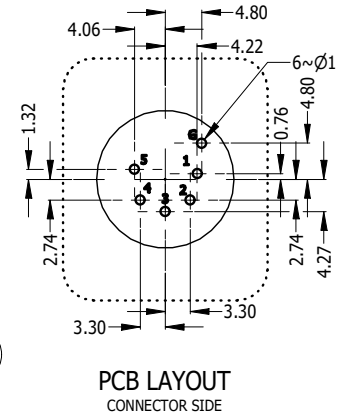
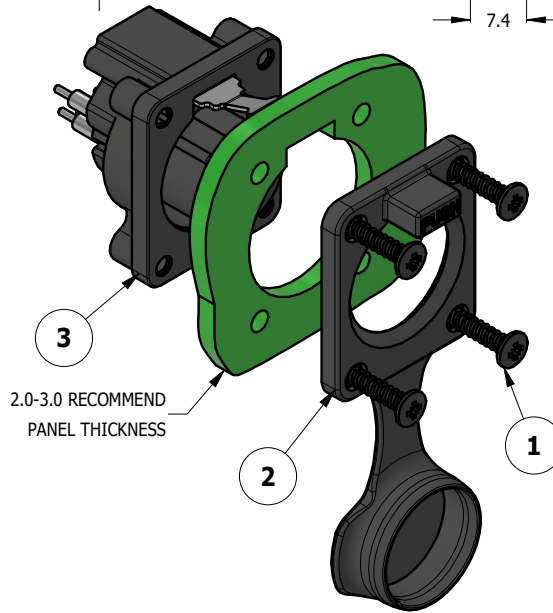
CAPPED VIEW



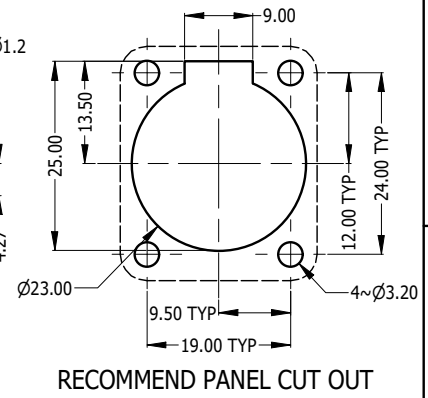
REAR VIEW



RECOMMEND MINIMUM MOUNTING PITCH



PCB LAYOUT
CONNECTOR SIDE



RECOMMEND PANEL CUT OUT

REVISION HISTORY				
REV	DESCRIPTION	DATE	BY	ECN
2	CHANGE LATCHING MECHANISM	10-05-24	MH	9750

NOTE:
 1. MATING CONNECTOR SHELL TO HAVE MIN 1.6 SURFACE FINISH TO ACHIEVE IP RATING OF THIS CONNECTOR.
 2. BLACK MOUNTING SCREW 52500011-430 x 4 PCS TO BE SUPPLIED WITH THE CONNECTOR, MAX TORQUE 0.5Nm.
 3. DUE TO 0.4mm THICK RUBBER SEAL, THE DIM WILL VARY DEPENDING ON THE SCREWS TIGHTENING IN ASSEMBLY.

ITEM	PART NUMBER	DESCRIPTION	QTY
3	55011487-025/925	AXS5FP2V WITHOUT RUBBER FLANGE - TIN/GOLD PLATED CONTACT	1
2	52730032-000	AXS OVERMOLDED RUBBER FLANGE BLACK	1
1	52500011-430	SELF TAPPING SCREW 2.9 x 1.06mm BLACK	4

UNLESS OTHERWISE SPECIFIED TOLERANCE TO BE	
LINEAR	ANGULAR
X ± 0.5	X' ± 1
X.X ± 0.2	X.X' ± 30'
X.XX ± 0.1	X.XX" ± 15'

BREAK ALL SHARP EDGES AND REMOVE ALL BURRS

DO NOT SCALE

THIS DOCUMENT IS THE PROPERTY OF AMPHENOL AUSTRALIA PTY. LTD.
 NO PART THEREOF MAY BE REPRODUCED AND USED WITHOUT THE PRIOR WRITTEN CONSENT OF THE OWNER

MATERIAL: SEE COMPONENT	DRN: M.H	DATE: 15-05-23
FINISH: SEE COMPONENT	CKD: M.H	DATE: 10-05-24
	APP'D: P.M	DATE: 10-05-24

DIMENSIONS IN MILLIMETRES

		Amphenol Australia Pty.Ltd, 22 Industry Blvd, Carrum Downs, VIC 3201	
TITLE: AXS5FP2V AXS PANEL MOUNT SERIES CUSTOMER DRAWING		PART No. SEE TABLE	
SCALE: 1:1 SIZE: A4		DRAWING No. 55011487-825-2	
CAD FILE: 55011487825112		SHEET 2/2	