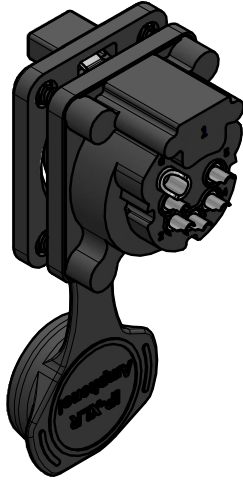
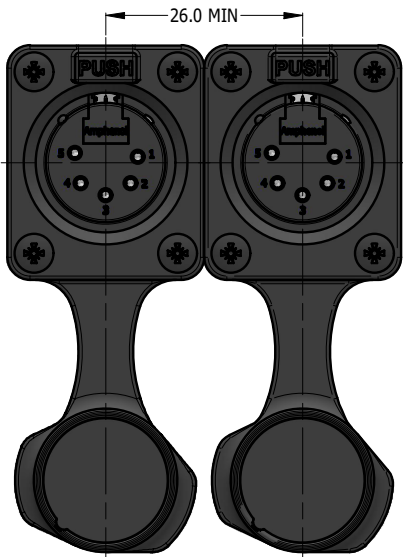
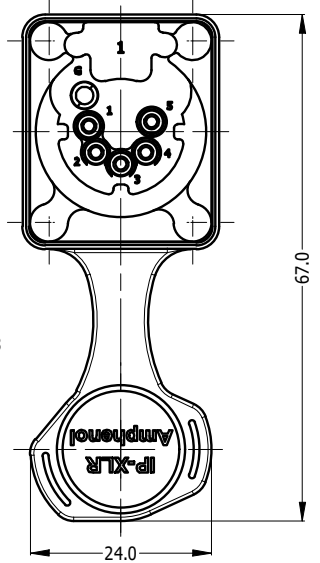
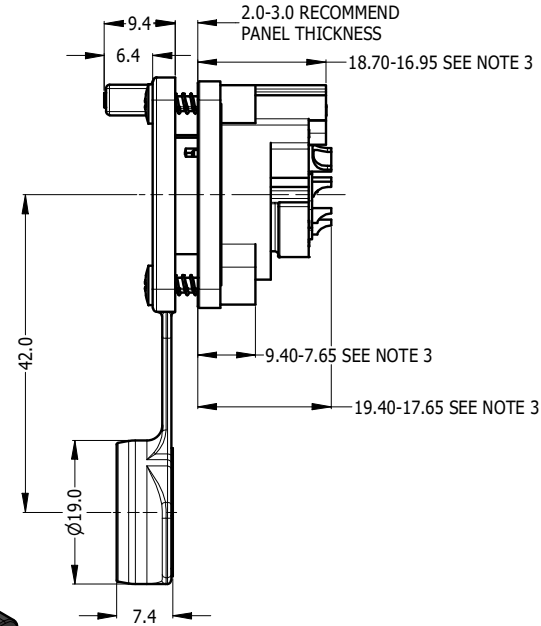
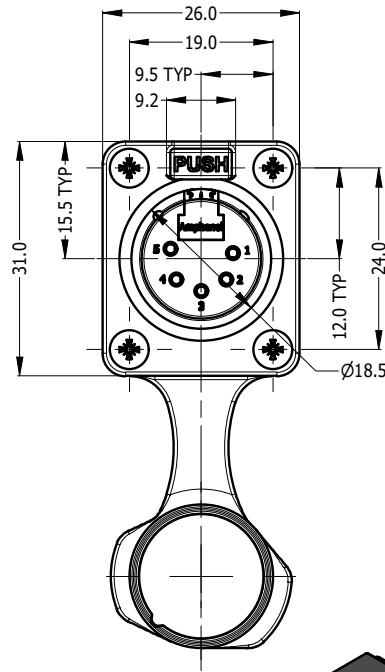




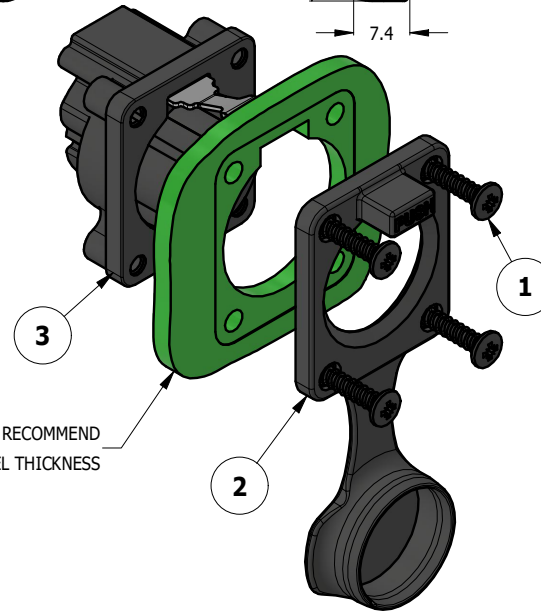
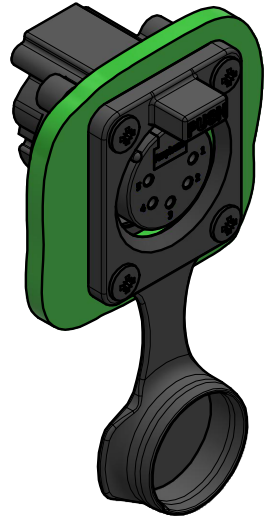
CAPPED VIEW



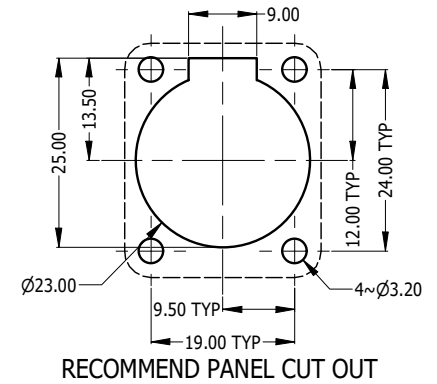
REAR VIEW



RECOMMEND MINIMUM MOUNTING PITCH



2.0-3.0 RECOMMEND PANEL THICKNESS



RECOMMEND PANEL CUT OUT

REV	DESCRIPTION	DATE	BY	ECN
1	FIRST ISSUE	15-05-23	MH	----
2	CHANGE LATCHING MECHANISM	10-05-24	MH	9750

- NOTE:  
 1. MATING CONNECTOR SHELL TO HAVE MIN 1.6 SURFACE FINISH TO ACHIEVE IP RATING OF THIS CONNECTOR.  
 2. BLACK MOUNTING SCREW 52500011-430 x 4 PCS TO BE SUPPLIED WITH THE CONNECTOR, MAX TORQUE 0.5Nm.  
 3. DUE TO 0.4mm THICK RUBBER SEAL, THE DIM WILL VARY DEPENDING ON THE SCREWS TIGHTENING LIMIT IN ASSEMBLY.

UNLESS OTHERWISE SPECIFIED TOLERANCE TO BE	
LINEAR	ANGULAR
X ± 0.5	X' ± 1
X.X ± 0.2	X.X' ± 30'
X.XX ± 0.1	X.XX" ± 15'

BREAK ALL SHARP EDGES AND REMOVE ALL BURRS

DO NOT SCALE

THIS DOCUMENT IS THE PROPERTY OF AMPHENOL AUSTRALIA PTY. LTD.  
 NO PART THEREOF MAY BE REPRODUCED AND USED WITHOUT THE PRIOR WRITTEN CONSENT OF THE OWNER

MATERIAL: **SEE COMPONENT**

FINISH: **SEE COMPONENT**

DRN: M.H DATE: 15-05-23

CKD: M.H DATE: 10-05-24

APP'D: P.M DATE: 10-05-24

**Amphenol** Amphenol Australia Pty.Ltd,  
 22 Industry Blvd, Carrum Downs, VIC 3201

TITLE:  
**AXS5FP  
 AXS PANEL MOUNT SERIES  
 CUSTOMER DRAWING**

PART No.  
**SEE TABLE**  
 DRAWING No.  
**55011486-805-2** SHEET  
**2/2**

ITEM	PART NUMBER	DESCRIPTION	QTY
3	55011486-025/925	AXS5FP2 WITHOUT RUBBER FLANGE - TIN/GOLD PLATED CONTACT	1
2	52730032-000	AXS OVERMOLDED RUBBER FLANGE BLACK	1
1	52500011-430	SELF TAPPING SCREW 2.9 x 1.06mm BLACK	4

DIMENSIONS IN MILLIMETRES



SCALE: **1:1** SIZE: **A4**

CAD FILE: 55011486805110

55011486-805-2 2/2